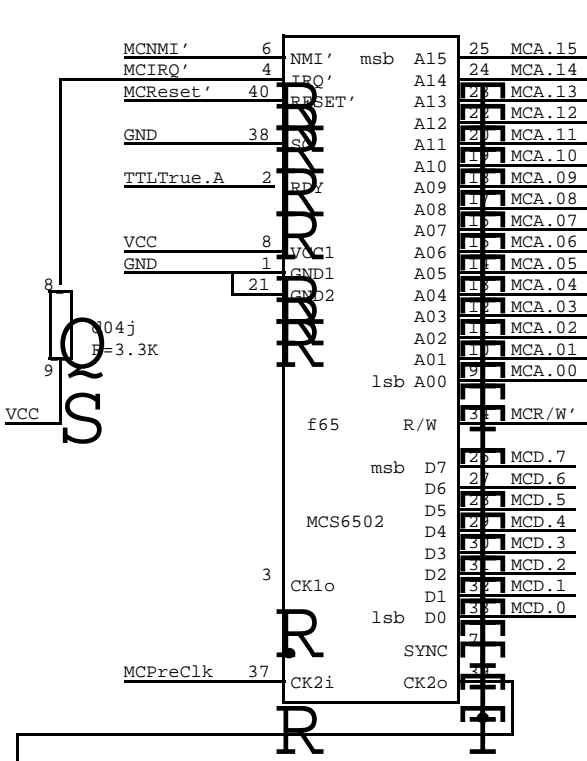


D O R A D O   S C H E M A T I C S

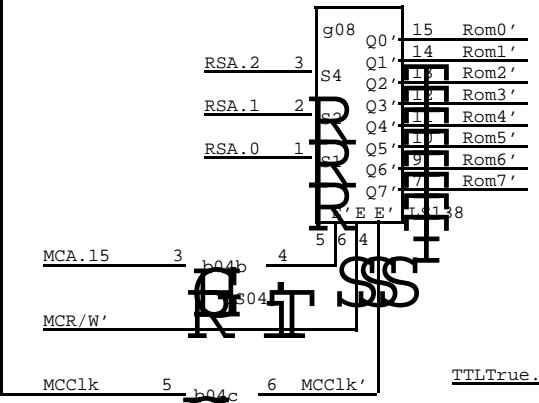
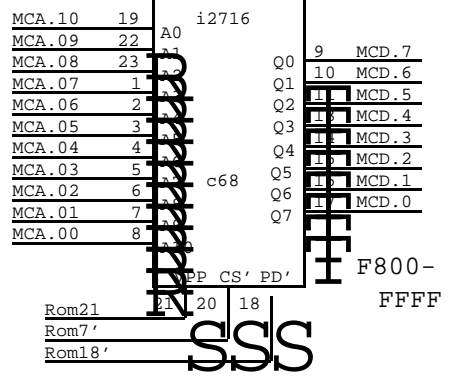
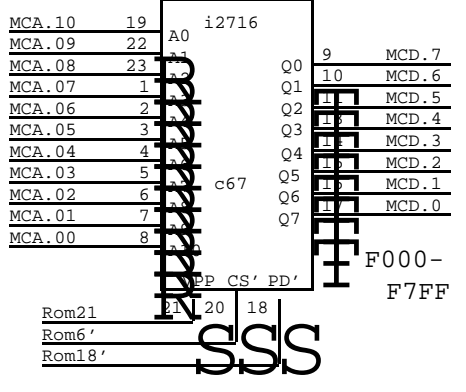
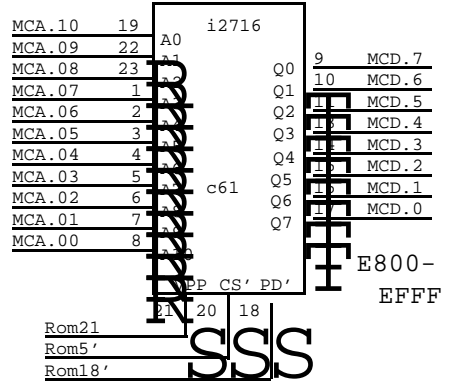
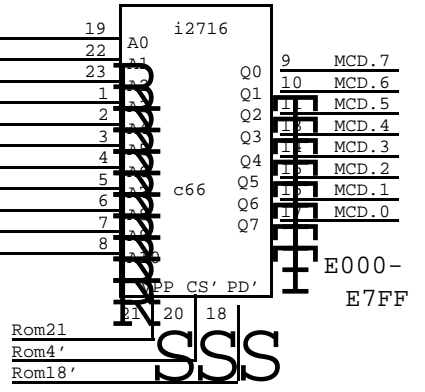
B a s e   B o a r d

Table of contents

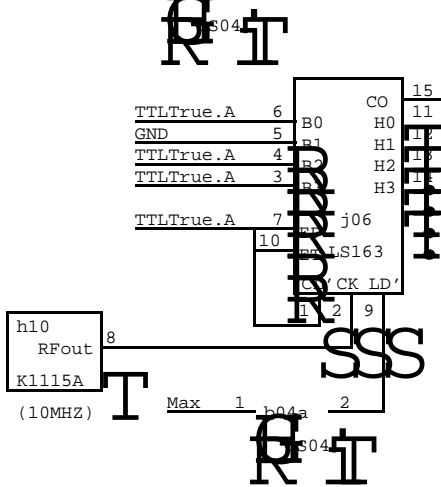
<u>TITLE</u>	<u>Page</u>
Microcomputer and EPROMS _____	01
RAM, Timers and I/O pins _____	02
CP Bus & Mux and RCPBus _____	03
Muffler and Manifold _____	04
Alto Control Bus Receivers _____	05
Alto Control Bus Drivers _____	06
CP Bus handoff and Watchdog Timer _____	07
Clk Generator Ref. & Freq Comp _____	08
Clk Generator Loop Filter and VCO _____	09
Clk Generator & Backpanel Distributor _____	10
DAC and Current/Voltage Sensing _____	11
Temp Sense, PwrOn, & LED Ckts _____	12
Additional EPROMS & 7 Wire Interface _____	13
Layout _____	14
Loading Information _____	15



Other EPROMS  
C000 to DFFF  
on Page 19.

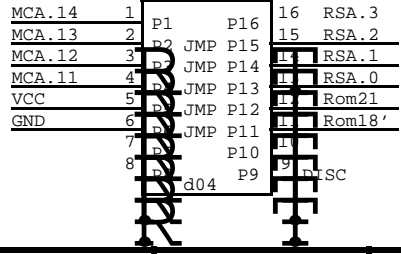


(1 MHz 50% duty)  
MCPreClk

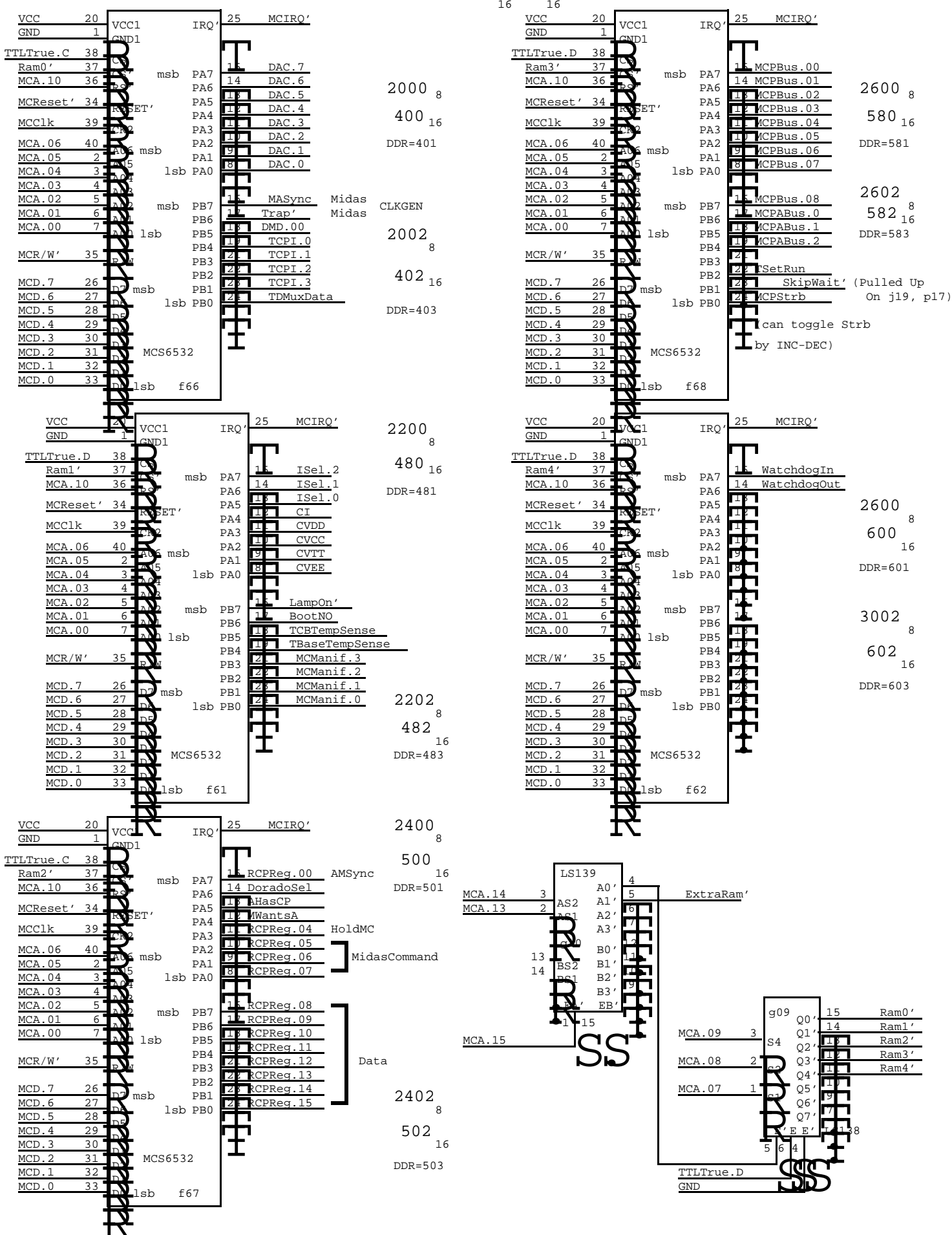


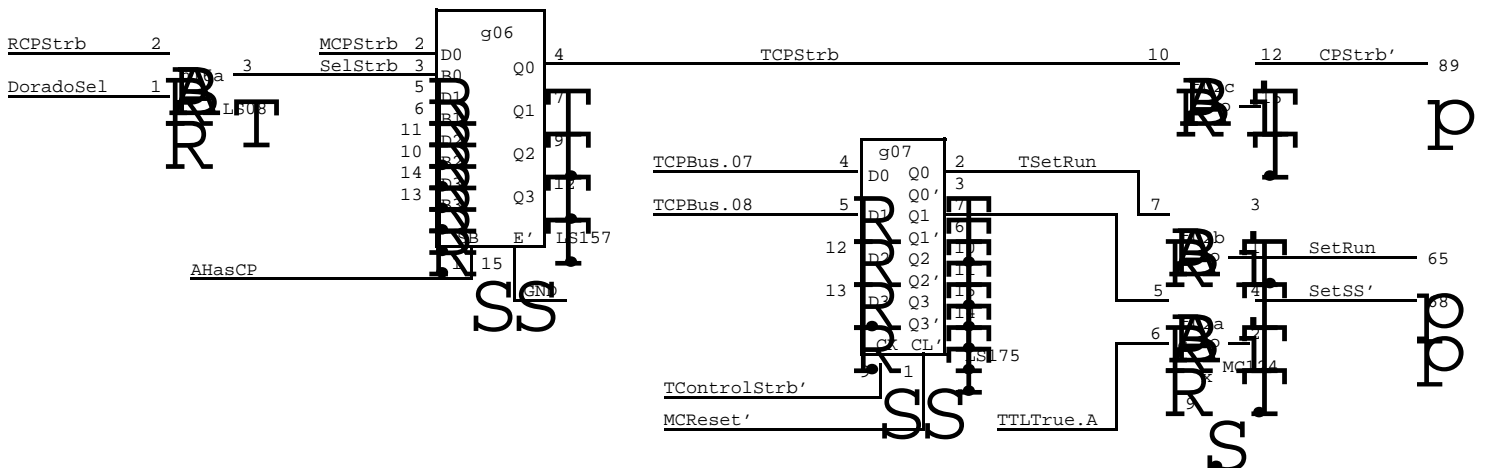
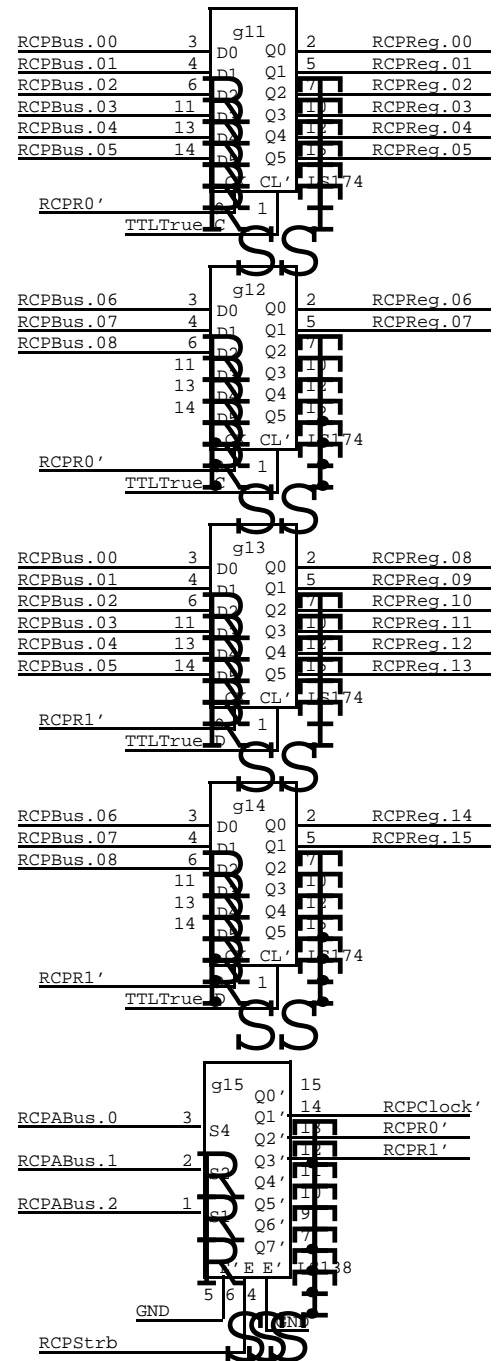
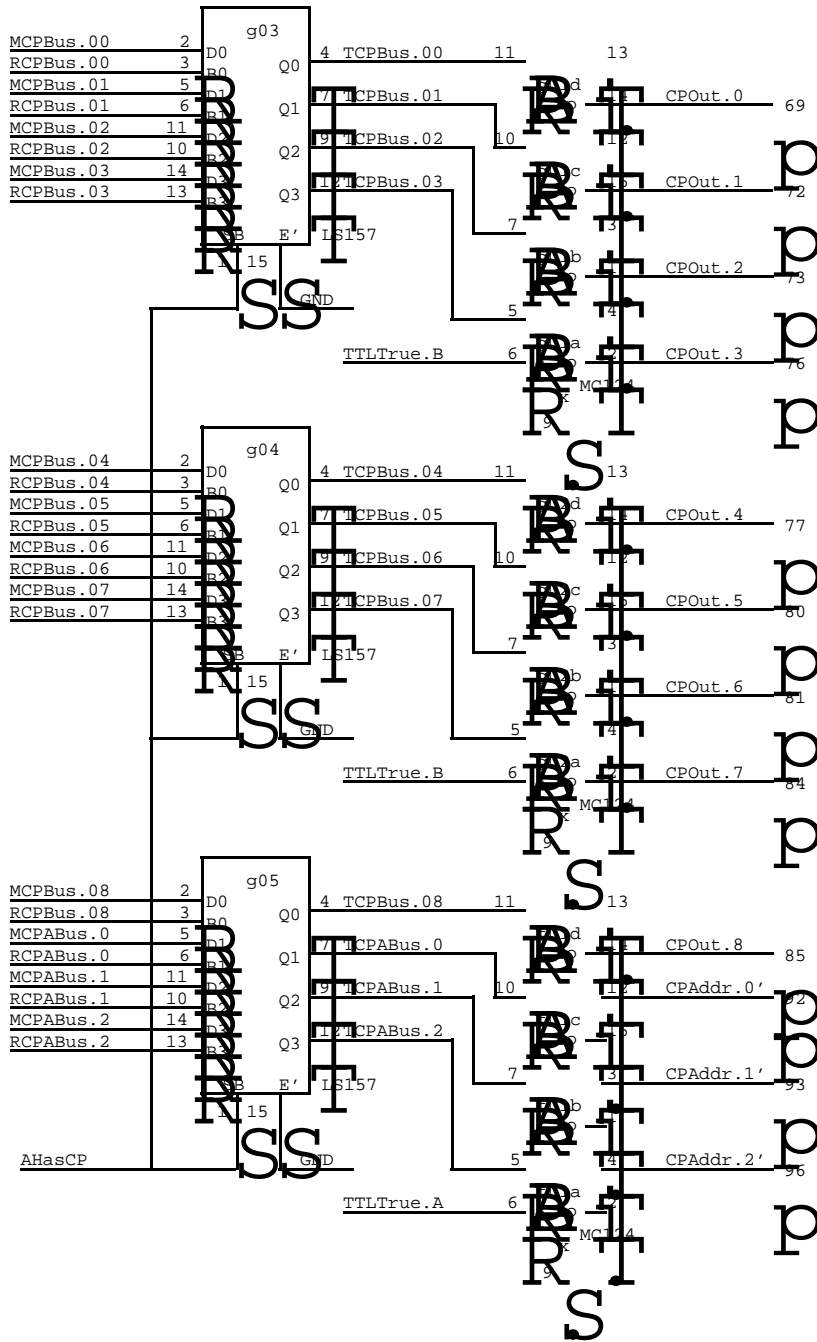
EPROM JUMPERS

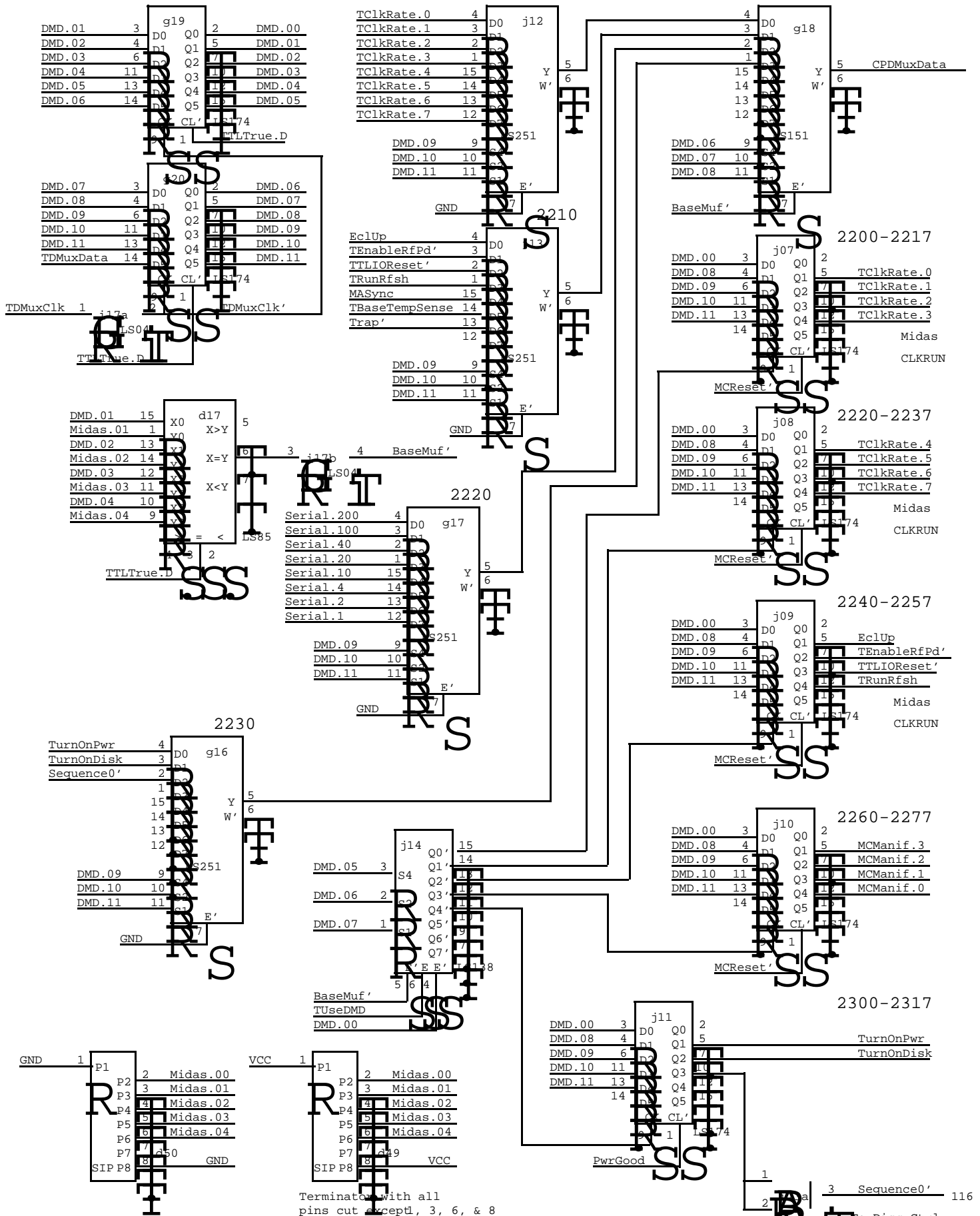
RSA.3 for expansion EPROMS

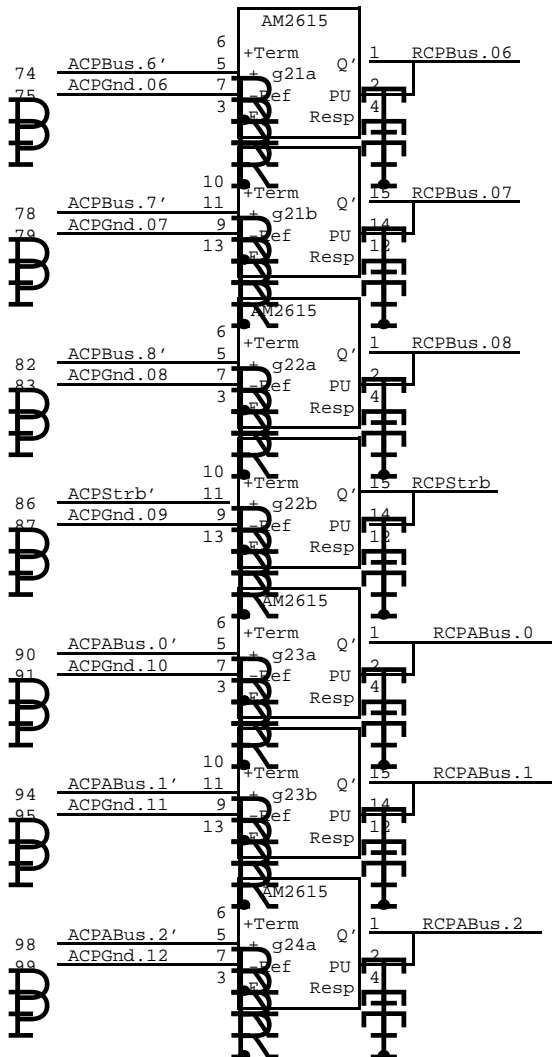
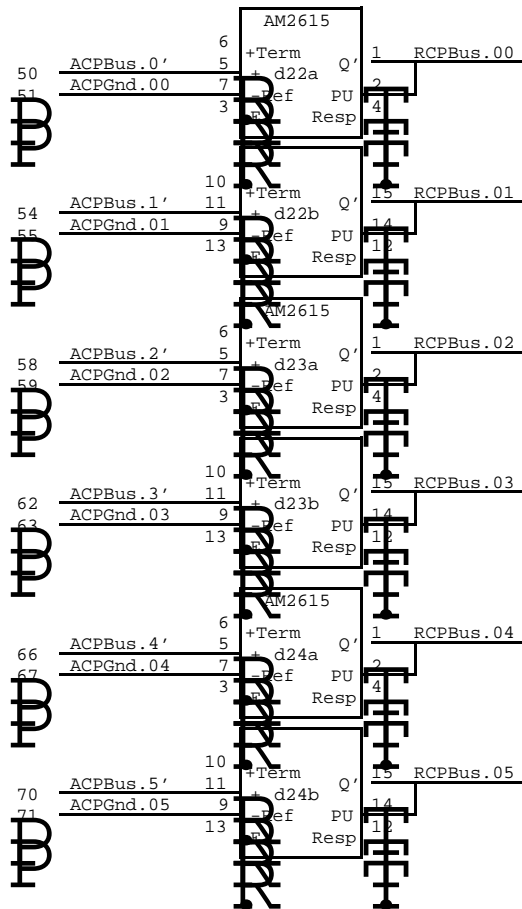


Basic Ram covers0 , 1FF ]

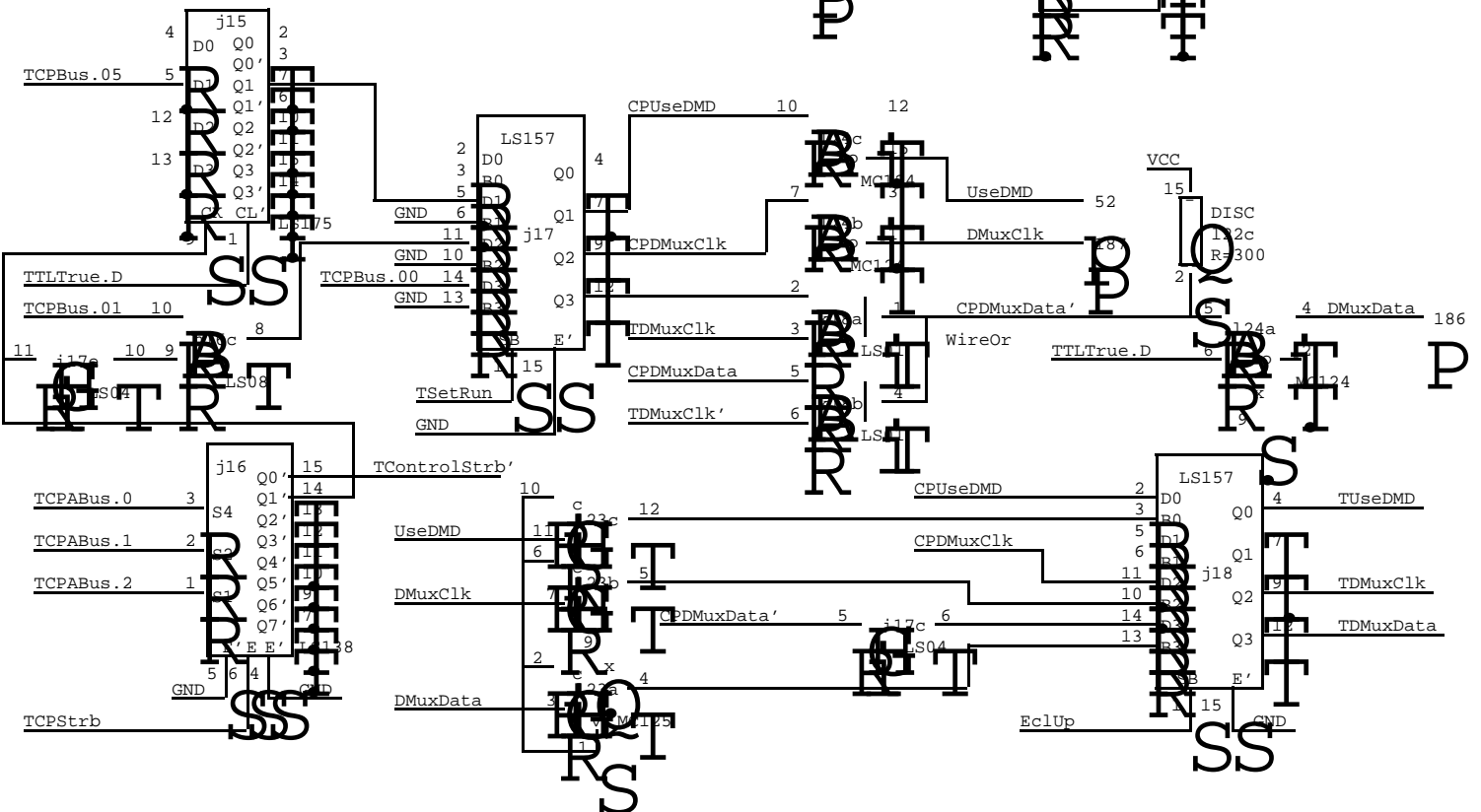


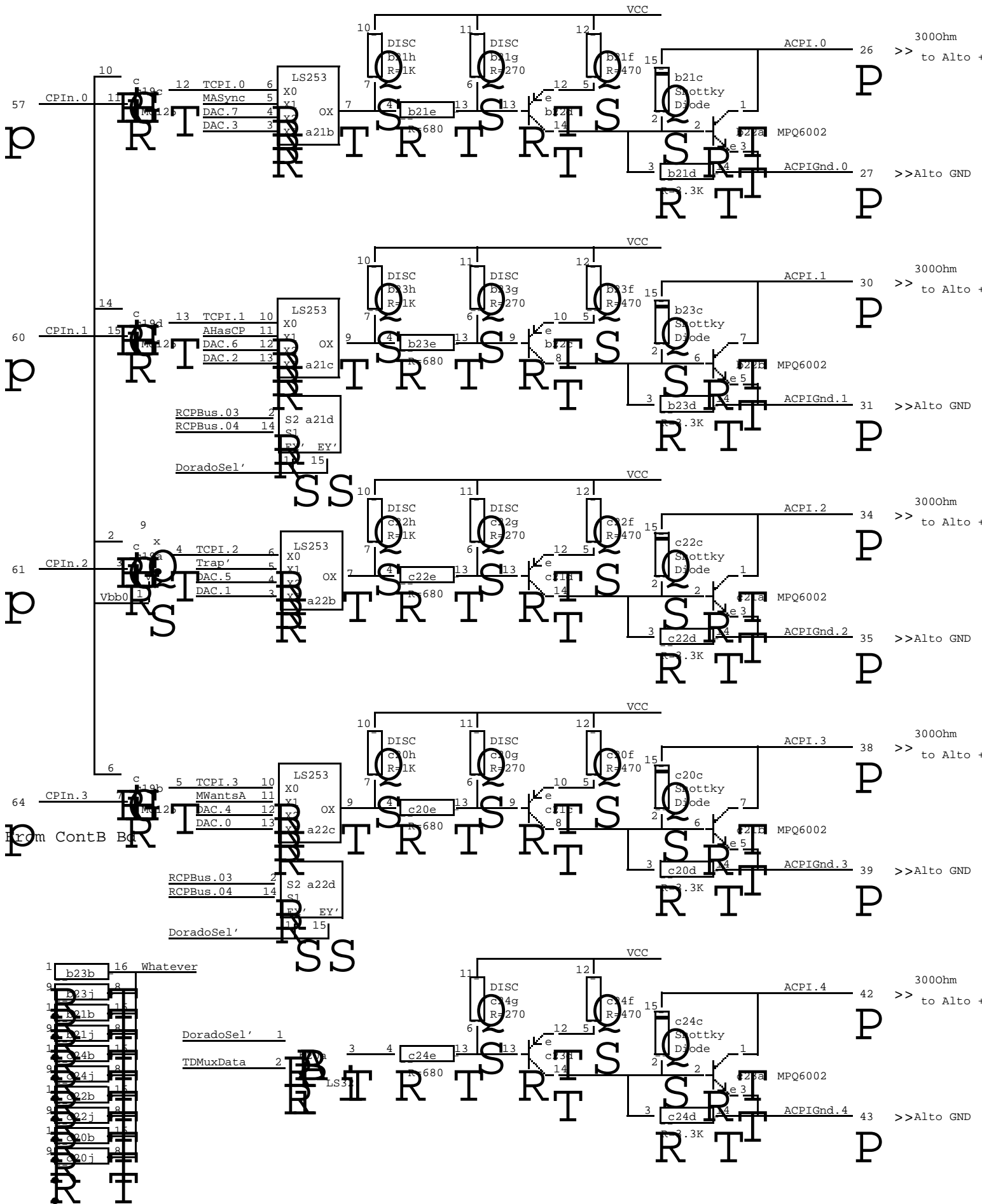


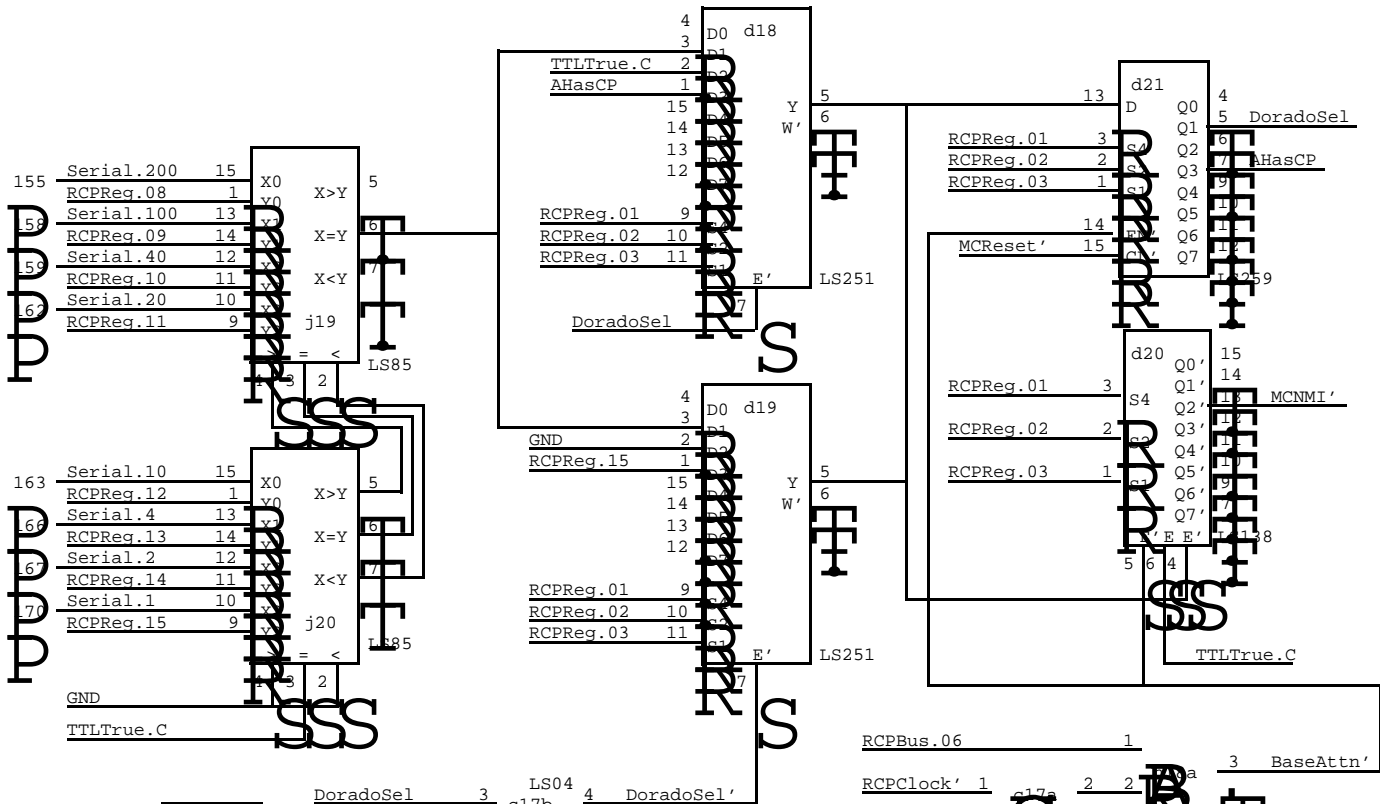




Copy of Clock Register



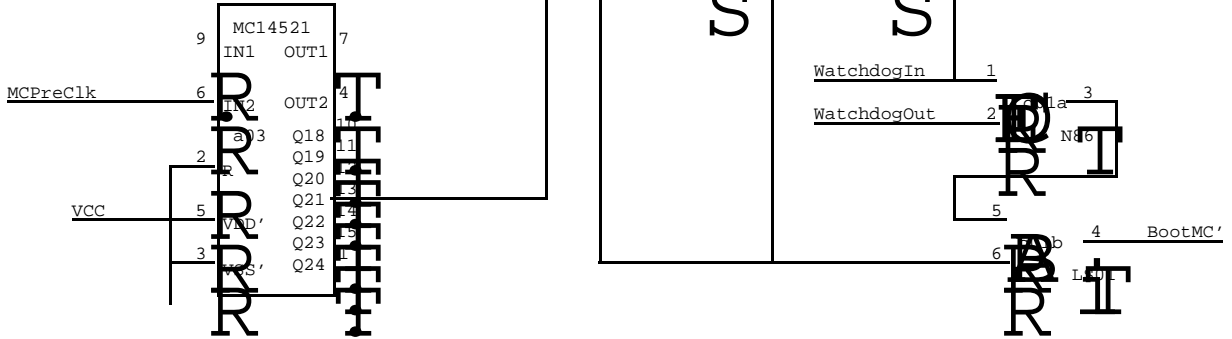




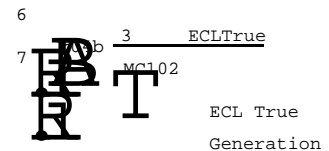
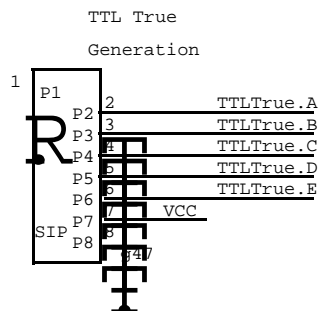
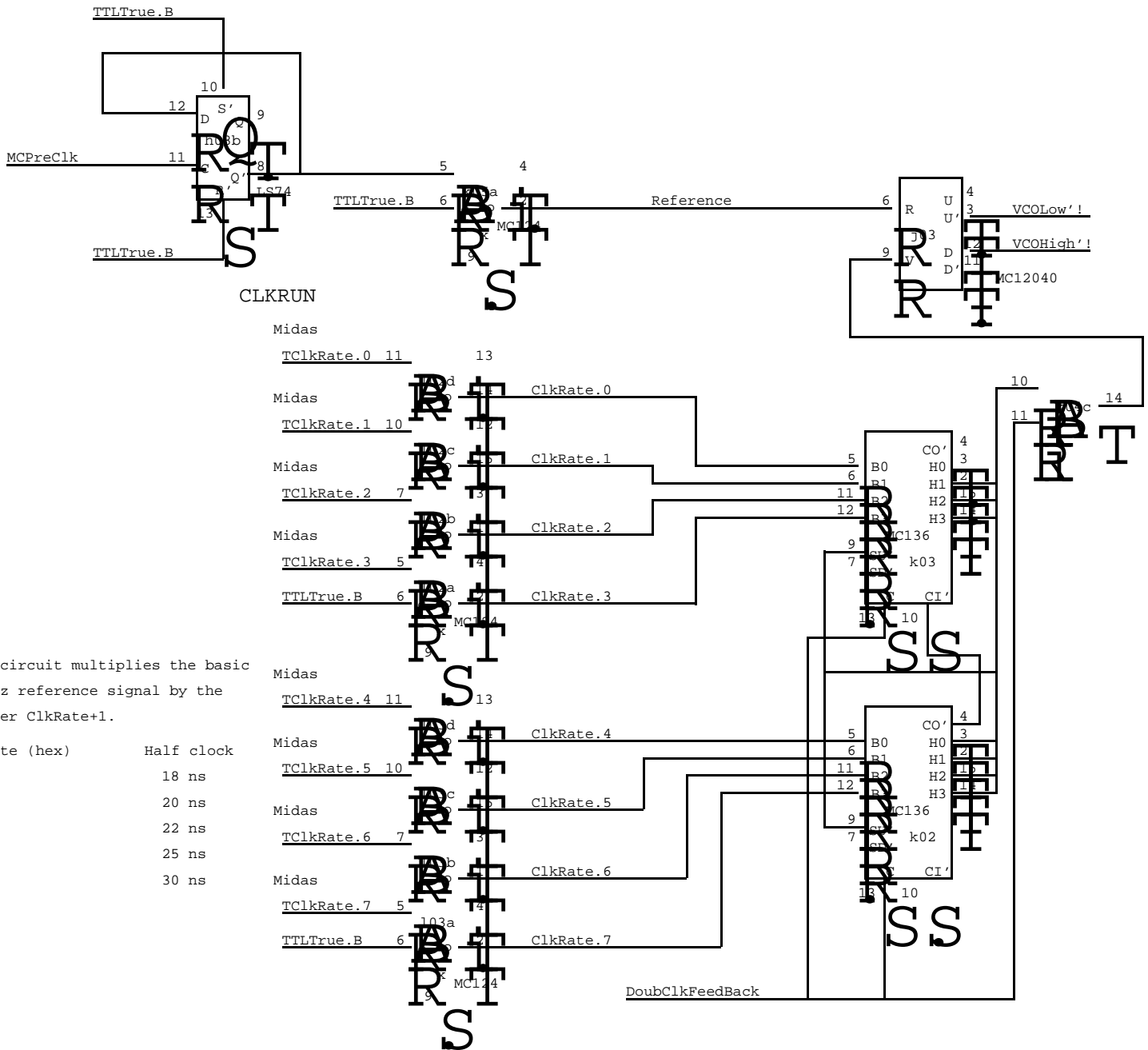
Whatever	1	P1 SPARE
VCC	16	P16
GND	8	P8 a04
Whatever	1	P1 SPARE
VCC	16	P16
GND	8	P8 a17
Whatever	1	P1 SPARE
VCC	16	P16
GND	8	P8 a18
Whatever	1	P1 SPARE
VCC	16	P16
GND	8	P8 a19
Whatever	1	P1 SPARE
VCC	16	P16
GND	8	P8 a20
Whatever	1	P1 SPARE
VCC	16	P16
GND	8	P8 a23
Whatever	1	P1 SPARE
VCC	16	P16
GND	8	P8 a24

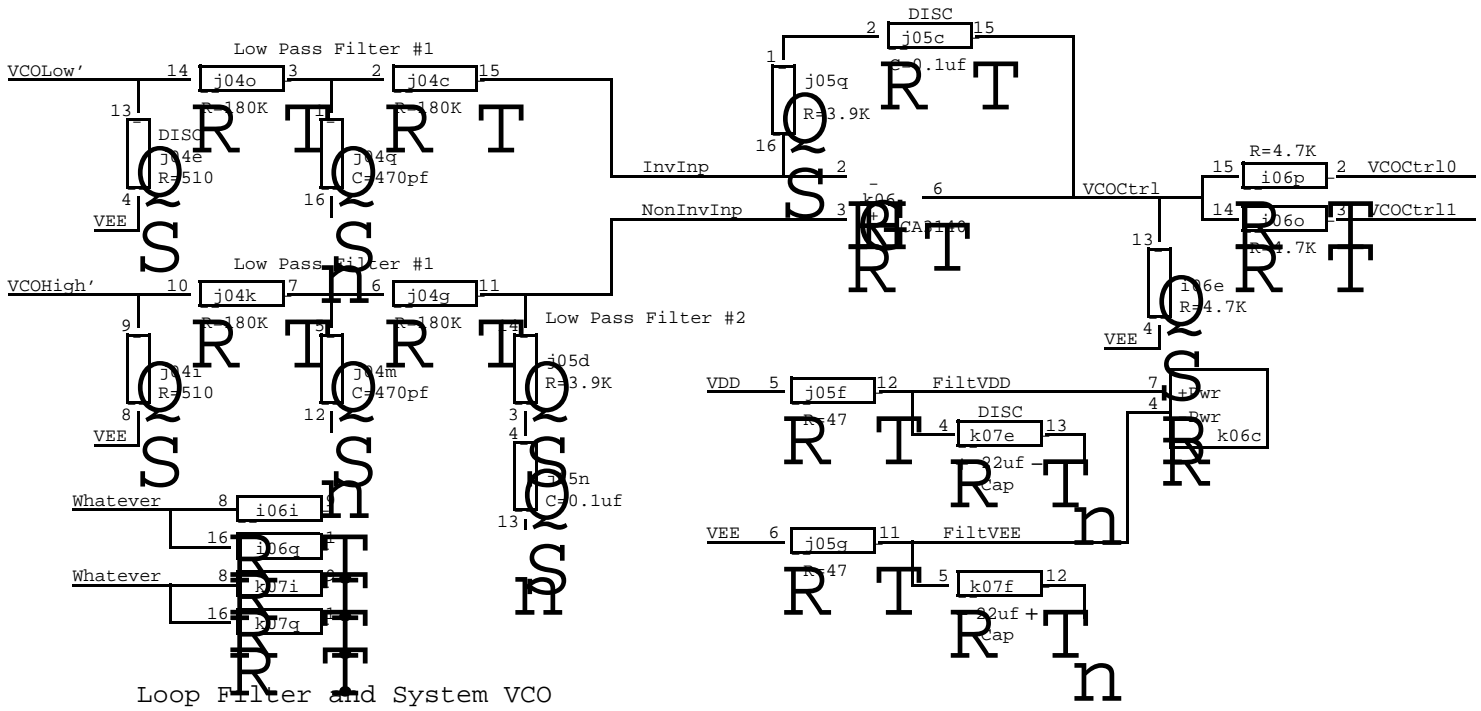
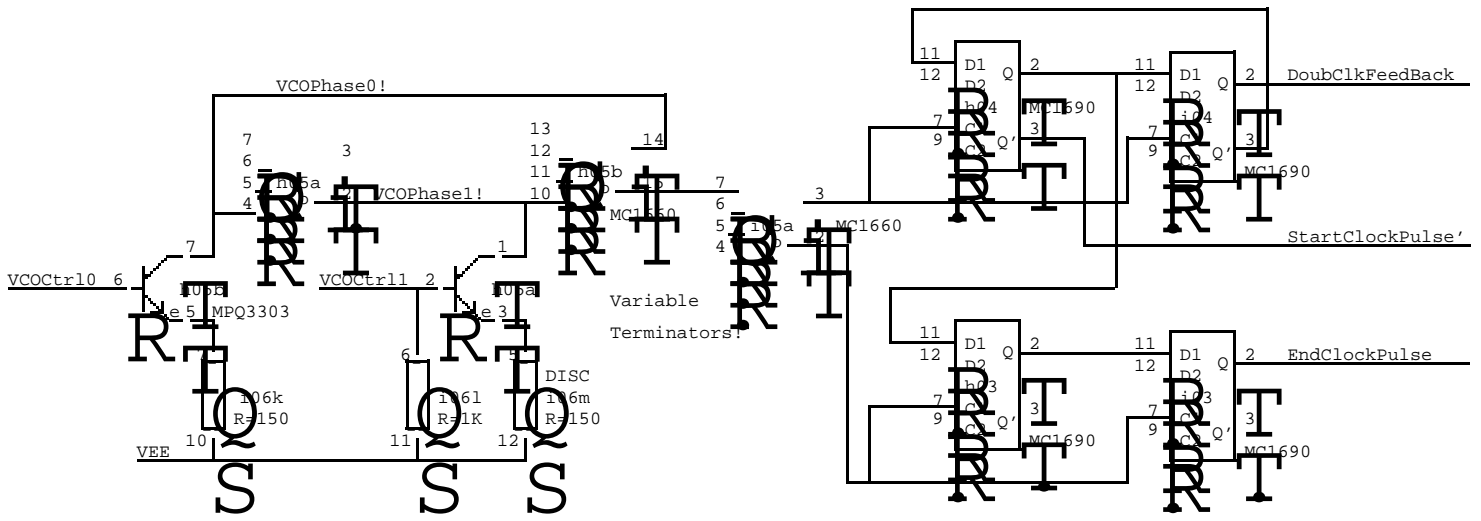
Whatever	1	P1 SPARE
VCC	16	P16
GND	8	P8 e03
Whatever	1	P1 SPARE
VCC	16	P16
GND	8	P8 h02
Whatever	1	P1 SPARE
VCC	16	P16
GND	8	P8 i08
Whatever	1	P1 SPARE
VCC	16	P16
GND	8	P8 k09
Whatever	1	P1 SPARE
VCC	16	P16
GND	8	P8 106
Whatever	1	P1 SPARE
VCC	16	P16
GND	8	P8 108

- 0 => No change
- 1 => Select Dorado from RCPReg[8-15]
- 2 => Break microcomputer if Dorado is selected
- 3 => CPBus control \_ If Dorado is selected:
  - If RCPReg.15 = 1, Alto has Bus
  - If RCPReg.15 = 0, Microcomputer has Bu
- Else No Change



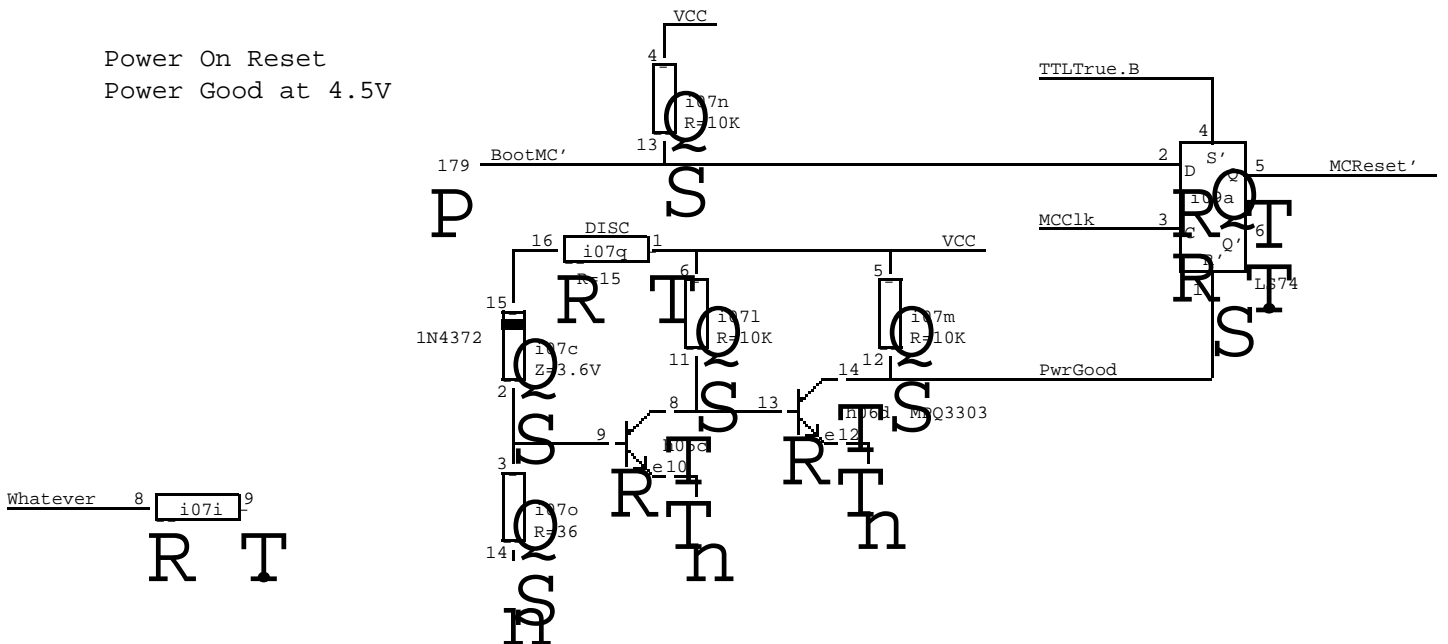




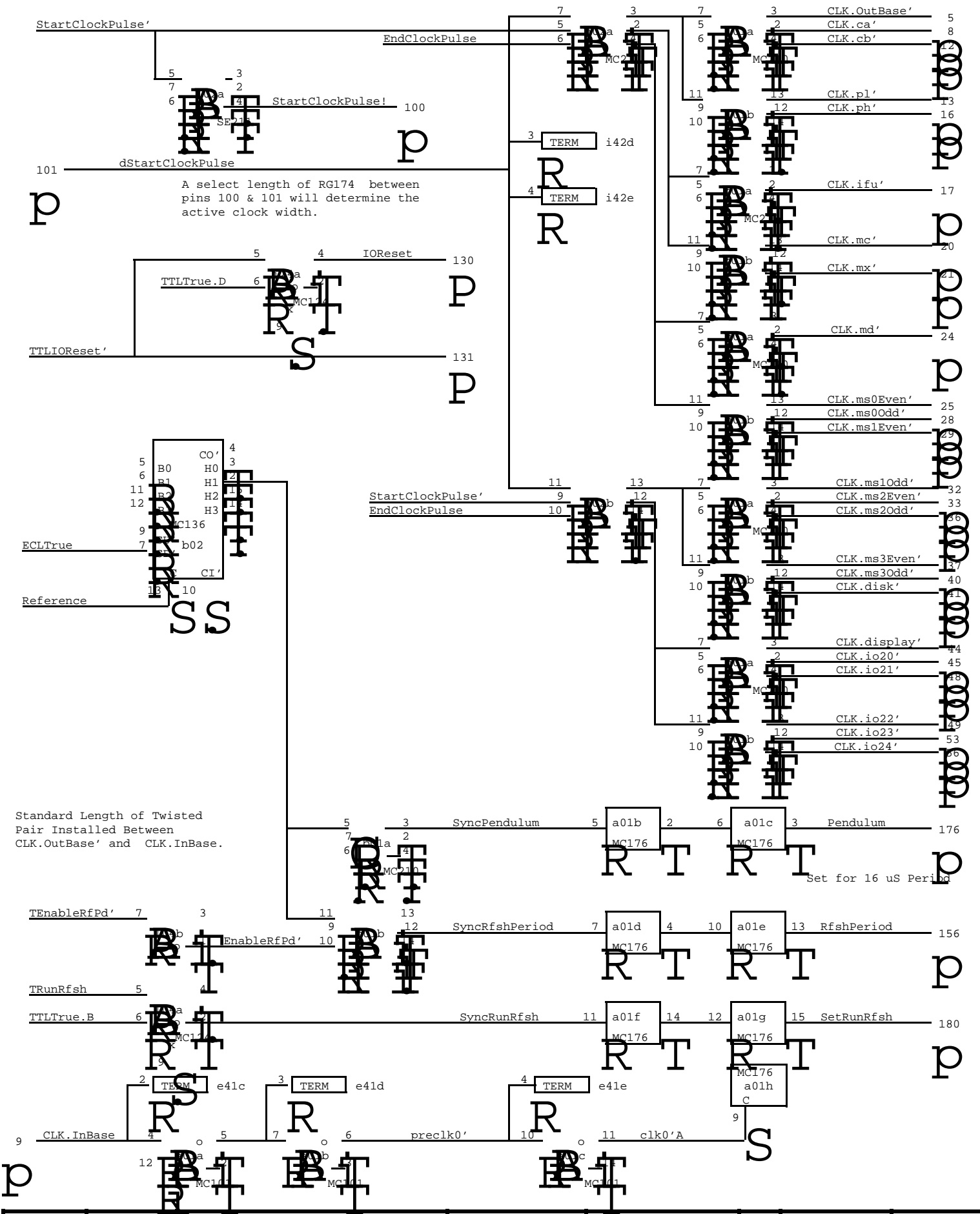


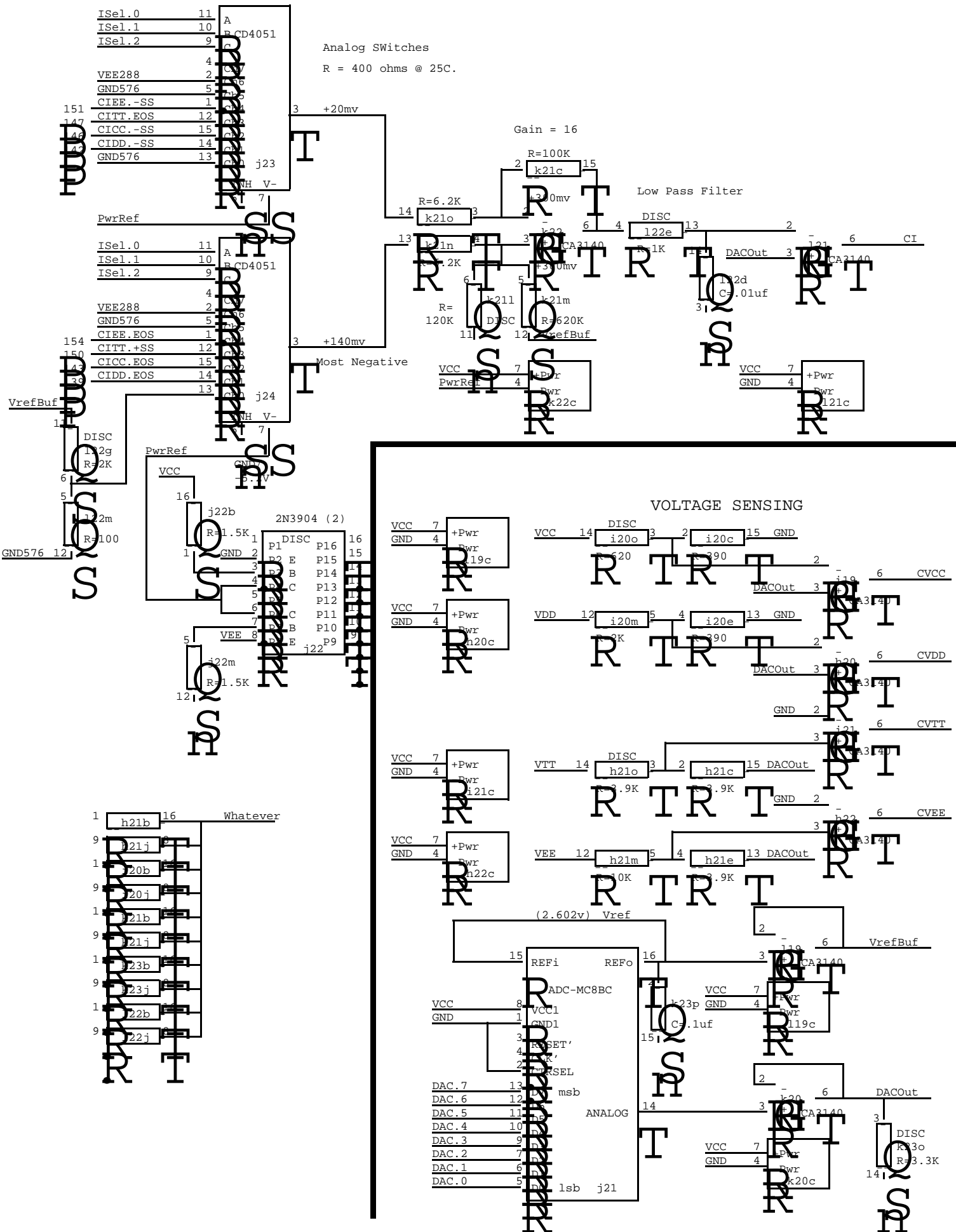
Loop Filter and System VCO

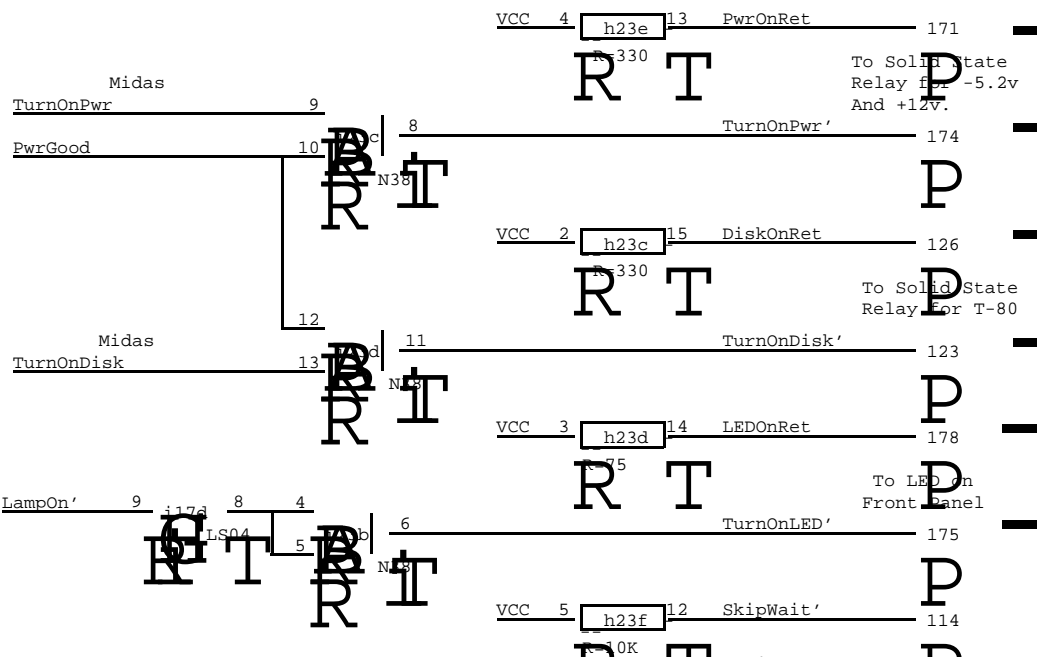
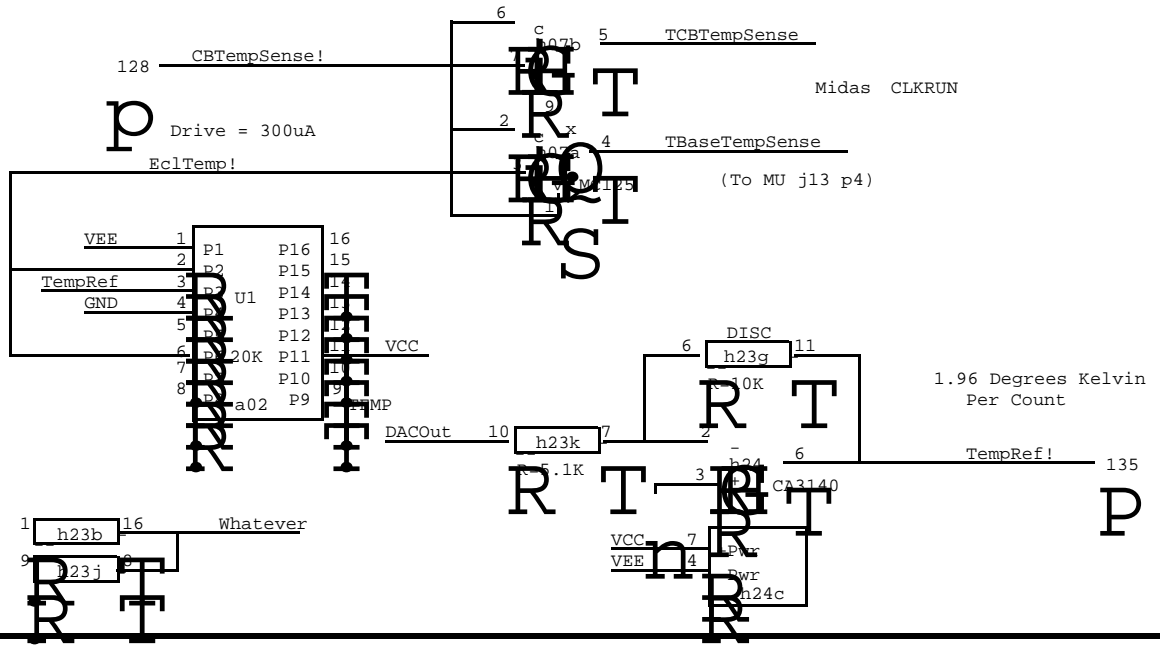
Power On Reset  
Power Good at 4.5V



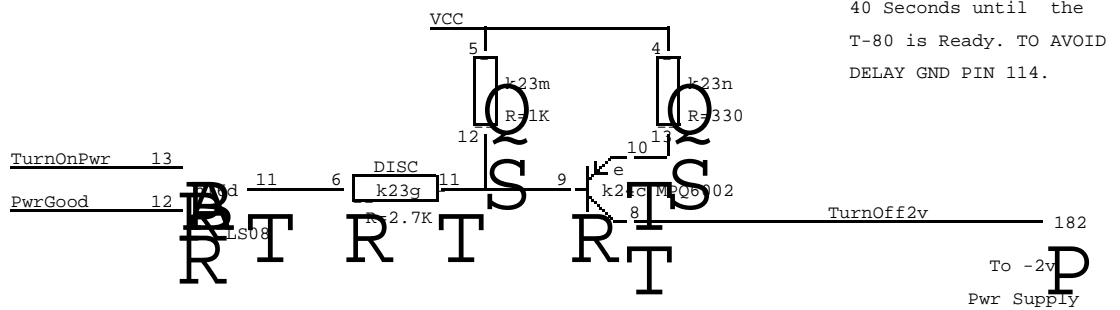
XEROX CSL	Project Dorado	Clock Generator Loop filter and VCO	File BaseBd09.sil	Designer McCreight	Rev Bd	Date 8/27/80	Page 09
--------------	-------------------	--	----------------------	-----------------------	-----------	-----------------	------------



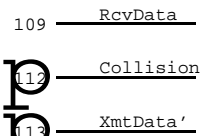




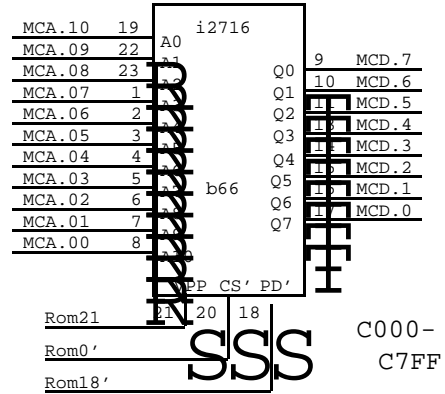
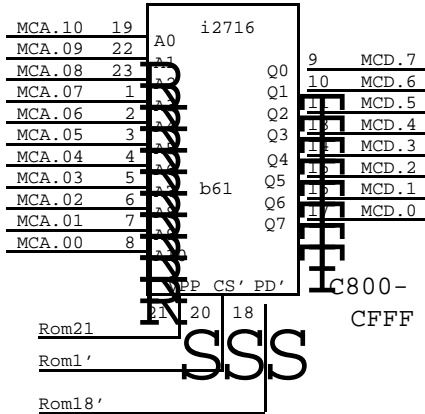
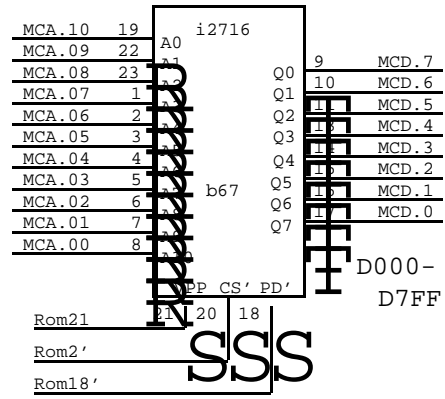
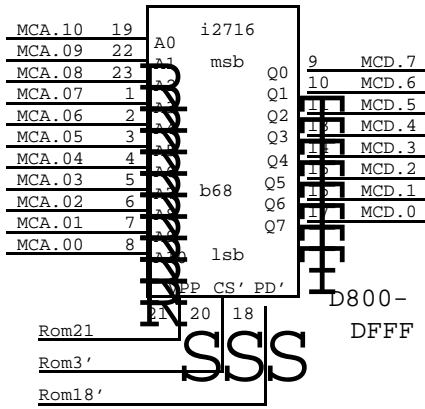
LED FLASH Decoder	
Lite always ON - BOOTED	
1	Normal Wait
2	Unable to Boot Dorado
3	Transient Power Problem
4	Current (NOW) Power Problem
5	Microcomputer Shutdown
6	Over Temperature
7	Microcomputer unable to get control of CP Bus to do its duties
NO LITE - Microcomputer is LOST or all power is OFF.	



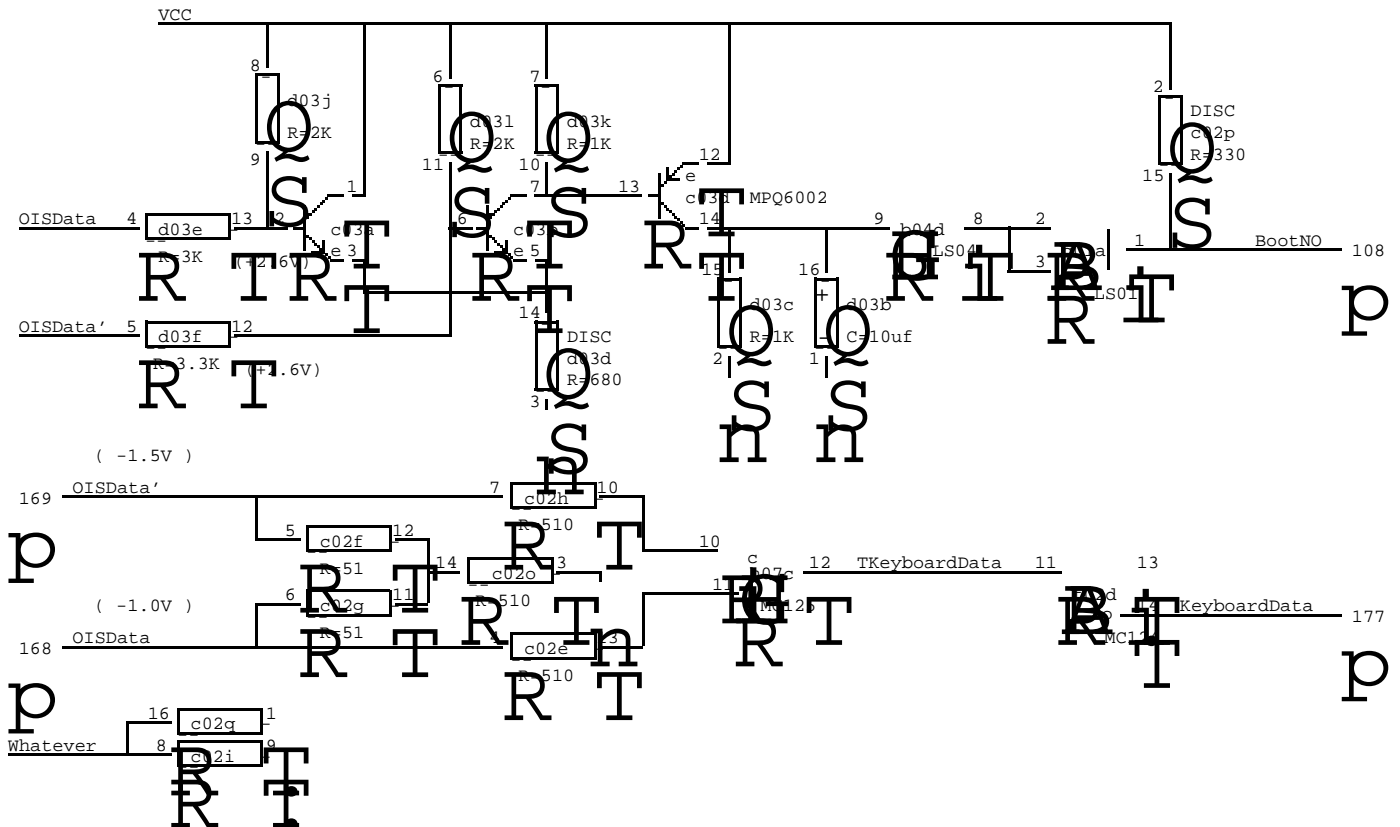
For Future Baseboard Ethernet



Expansion EPROMS



Differential Receivers for 7 wire Interface

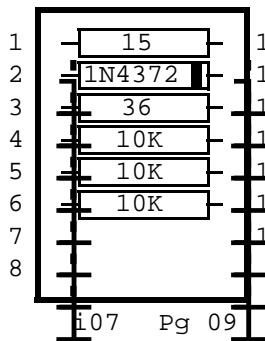
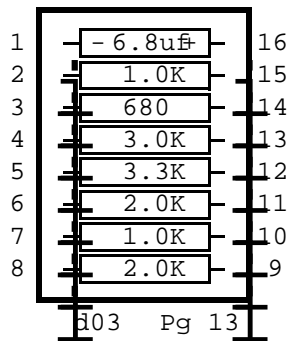
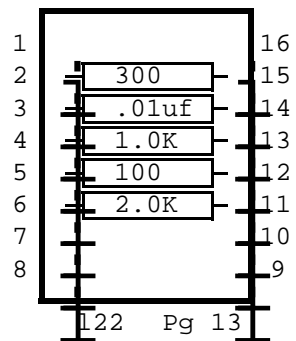
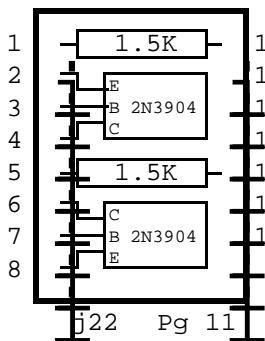
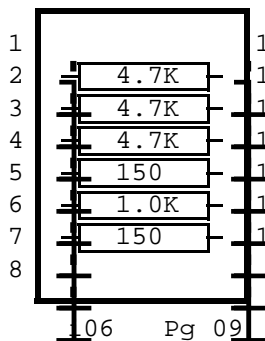
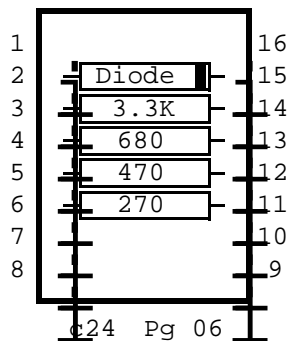
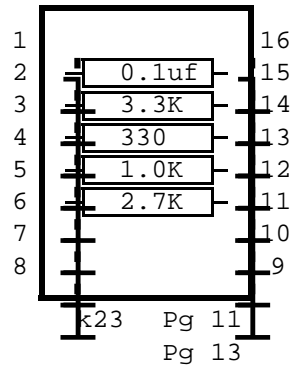
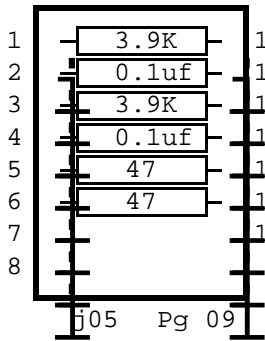
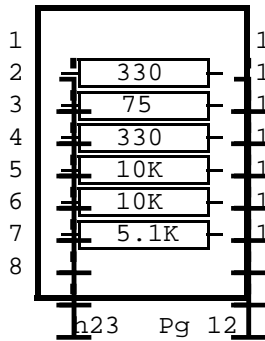
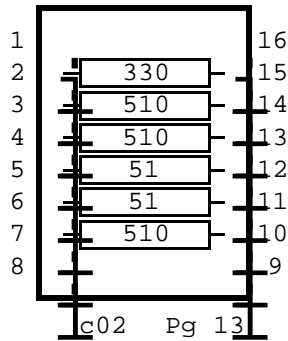
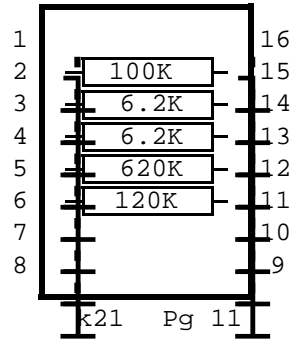
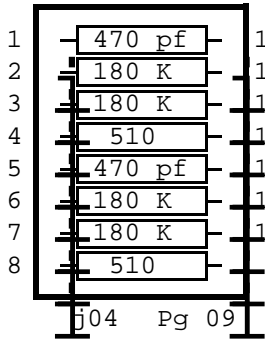
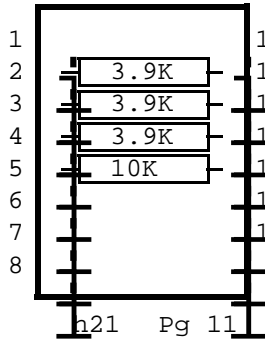
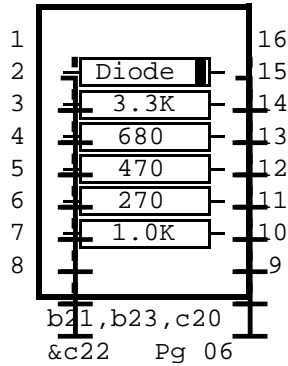
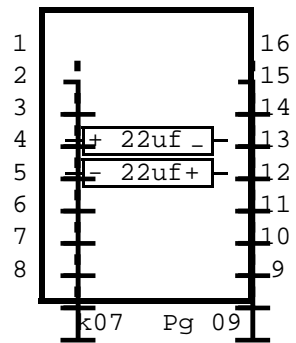
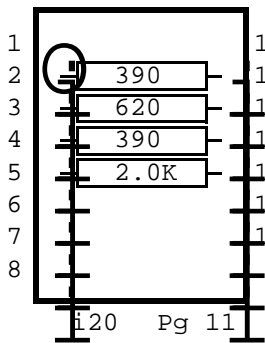
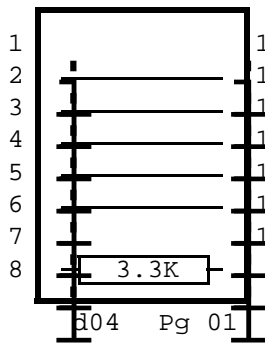
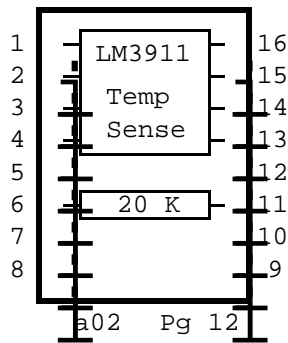


For c05

XEROX CSL	Project Dorado	Additional EPROMS & Dif Rec'er for 7 Wire Inf.	File BaseBd13.si	Designer McCreight	Rev Bd	Date 8/12/80	Page 13
--------------	-------------------	---	---------------------	-----------------------	-----------	-----------------	------------

	184	168	152	136	120	102	84	68	52	36	20	
	A	B	C	D	E	F	G	H	I	J	K	L
1	RunRefreshPendulum 176 10	Pendulum RfshPeriod 210 10	BootNO 13 7 c d LS01	Watchdog 7486 LS74 07	CLK.INBase 101 10	CPBus 124 03	CPBus 124 03	CLK.xx 210 10	CLK.xx 210 10	CLK.xx 210 10	CLK.xx 210 10	CLK.xx 210 10
41	BaseTemp Sense LM3911 12	Pendulum 136 10	KbData Discretes DISC 13	Watchdog LS74 07		CPBus 3 3 3 1 124	CPBus 124 03	SPARE ECL 07	StClkPulse SE211 10	Clk delay 210 10	Clk Rate 136 08	Clk Rate.0 124 08
2	Watchdog Timer 14521 07		KbData 13 MPQ6002	KbData Discretes DISC 13	SPARE ECL 07		TCPBus LS157 03	EndClockPulse 1690 09	VCO Cont 12040 08	VCO 1660 09	Clk Rate 136 08	ClkRate.4 124 08
3	SPARE TTL 07	1 11 13 e f LS04 01		EPROM Jumpers DISC 01			TCPBus LS157 03	StartClk Pulse 1690 09	DoubleClk Feedback 1690 09	Low Pass Filter #1 DISC 09	ECLTrue a 8 8 102	RunRfsh d 124 10
4							TCPBus LS157 03	VCO 1660 09	VCO 1660 09	Low Pass Filter #2 DISC 09	Reference 8 b c 124	
5							TCPBus LS157 03	Pwr Good MPQ3303	VCO Discretes DISC 09	Max LS163 01	Op-Amp CA3140 09	SPARE ECL 07
6	EPROMi 066	EPROMi c66		I/O DEVICES f66			TSetRun TSetSS LS175 03	TBaseTemp 12 12 13 d 125	Pwr Good Discretes DISC 09	Manifold 2200-2217 LS174 04	DeCoupling Capacitors DISC 09	
7	C000-C7FF 2716	13	E000-E7FF 2716 01				Rom 0'-7' LS138 01	MCPPreClk 1 8 LS74	SPARE ECL 07	Manifold 2220-2237 LS174 04		SPARE ECL 07
8	EPROMi 061	EPROMi c61		I/O DEVICES f61			Ram 0-3 LS138 02		MCRreset' 09 b LS74	Manifold 2240-2257 LS174 04	SPARE ECL 07	
9	C800-CFFF 2716	13	E800-EFFF 2716 01				ExtraRam LS139 02	10MHZ XTAL OSC 01		Manifold 2260-2277 LS174 04		
10	EPROMi 067	EPROMi c67		I/O DEVICES f67			Cab Mux LS174 03			Manifold 2300-2317 LS174 04		
11	D000-D7FF 2716	13	F000-F7FF 2716 01				Cab Mux LS174 03			Muffler 2200-2207 LS251 04		
12	EPROMi 068	EPROMi c68		I/O DEVICES f68			Cab Mux LS174 03			Muffler 2210-2217 LS251 04		
13	D800-DFFF 2716	13	F800-FFFF 2716 01				Cab Mux LS174 03					
14							RCPclk' LS138 03			Midas Stuff LS175 05		
15							Muffler 2230-2237 LS251 04	3 b 5 12 LS08		Midas Stuff LS138 05		
16	SPARE TTL 07		7 7 LS04				Muffler 2220-2227 LS251 04		4 4 12 5 f LS04	Midas Stuff LS157 05		
17	SPARE TTL 07			DoradoSel LS251 07			MUF Mux LS151 04	7 b c d LS00		Midas Stuff LS157 05	5 5 LS01	
18	SPARE TTL 07		TCPI.x 125 06	DoradoSel LS251 07			DMDGen LS174 04		CVCC CA3140 11	Serial # 0-377 LS85 07		VRefBuf CA3140 11
19	SPARE TTL 07	TDMuxData 6 b c LS32	ACPI.3 Discretes DISC 06	DoradoSel LS138 07			DMDGen LS174 04	CVDD CA3140	CVCC CVDD DISC 11	Serial # 0-377 LS85 07	DACOut CA3140 11	
20	TACPI.x LS253 06	ACPI.0 Discretes DISC 06	ACPI.2 & 3 MPQ6002 LS259 07	DoradoSel LS259 07			RCPBus.06 RCPBus.07 AM2615 05	CVVE CVTT DISC	CVTT CA3140 11	DAC 11 ADC-MC8BC DISC 11	Discretes CA3140 11	
21	TACPI.x LS253 06	ACPI.0 & 1 MPQ6002 DISC 06	ACPI.2 Discretes DISC 06	RCPBus.00 RCPBus.01 AM2615 05			RCPBus.08 RCPStrb AM2615 05	CVVE CA3140 12	TurnOnPwr TempRef TurnOnPwr 4 12 12 12 7438	PowerRef 2N3904 11 CA3140 11	DISC 11 DISC 11	CA3140 11 DISC 11
22	SPARE TTL 07	ACPI.1 Discretes DISC 06	ACPI.4 MPQ6002 DISC 06	RCPBus.02 RCPBus.03 AM2615 05			RCPBus.0 RCPABus.1 AM2615 05	TempRef TurnOnPwr DISC 12	TurnOnPwr 4 12 12 12 7438	CIDD CICC CD4051 11	11 12 DISC	Midas Stuff 125
23	SPARE TTL 07		ACPI.4 Discretes DISC 06	RCPBus.04 RCPBus.05 AM2615 05			RCPABus.2 AM2615 05	TempRef CA3140 12		CIEE CITT CD4051 11	TurnOff2V 11 12 5 5 5	124
24												
	A	B	C	D	E	F	G	H	I	J	K	L
	10	26	42	58	74	92	110	126	142	158	174	

XEROX CSL	Project Dorado	Reference Board Layout	File Basebd14.sil	Designer McCreight	Rev Bd	Date 4/23/81	Page 14
--------------	-------------------	---------------------------	----------------------	-----------------------	-----------	-----------------	------------



NOTES:

All diodes are HP 5082-2835 unless otherwise noted.  
 Locations c66, c61, c67, c68, b66, b61, b67 & b68 are EPROMS and must be programmed.  
 Location g18 can use a 74151 instead of 74LS151.  
 Location d49 must be loaded with SIP whose pins 2, 4, 5 & 7 have been cut.